

Libya: Crimes of Abductions and Assassinations in 2020

In 2020, 1'834 casualties of violent incidents in various cities in Libya were documented. The vast majority, 96% of the victims were civilians, 1'768 victims, and the percentage of victims from the police, security and military sectors was 4%. Over half of the victims were cases of detentions, 52% assassinations, followed by victims of assassinations and homicide, including bombings, terrorist attacks and extrajudicial killings, accounted for 23% of the total casualties, and kidnappings by 18%.

Arrests during the reporting period amounted to 957 cases, 60% of them were citizens, while the number of foreigners reached 386, among whom 273 were arrested on charges of "illegal immigration", while the rest were arrested on charges of their involvement in criminal acts. 131 foreigners were killed in Libya, 97 of them were victims of incidents related to "illegal immigration," and among them 30 were immigrants who were victims of the mass murder¹ that took place in the town of Mizdah on May 27, 2020. The Ministry of Interior in the Government of National Accord promised to investigate and hold the perpetrators accountable².

¹ Human Rights Solidarity: "Forty-two Libyan human rights organizations demand an investigation", May 31, 2020.

² Middle East Monitor: "Libya arrests prime suspect in murder of 30 migrants", March 3, 2021.

REPORT

Cases of kidnappings during the reporting period amounted to 337 cases, 104 of whom were killed, including 91 victims of kidnapping and extrajudicial killings whose bodies were found in unidentified single and mass graves in the outskirts of the city of Tarhuna. These victims are believed to be victims of kidnappings carried out by al-Kani militia loyal to Haftar. Al-Kani, also known as al-Kaniyat, militia was in control of the city of Tarhuna before fleeing it early June of last year. The fate of 106 victims of kidnapping (6%) of the total victims, is unknown, joining the list of hundreds of victims of enforced disappearance in recent years.

There were 66 women among the victims, representing 4% of all victims in the reporting period. Approximately 45% of them, 29 victims, were victims of violent³ crimes, 15 of whom were murdered. Among the assassination crimes was the assassination of the civil activist, Hanan Al-Bara'si⁴, who was assassinated on November 10, 2020 in the city of Benghazi. In addition, 13 kidnappings of women were documented, 4 of them survived, and 2 victims were found

³ Victims of violence such as assassination, murder, kidnapping, physical assault, and indiscriminate shootings.

⁴ Human Rights Solidarity: "HRS condemns the Assassination of Activist Hanan al-Bara'si", November 11, 2020.

REPORT

dead; one in Tripoli and the other in Ubari, while the fate of 7 women victims remained unknown⁵.

During the second half of 2019, the number of victims of crimes of kidnappings and assassinations increased by 72% compared to the first half of the year. More than half of the victims were kidnapped or arrested. September was the most violent, with 169 victims, 15% of all 2019 victims.

The number of children among the victims was 55, representing 3% of the total casualties in the reporting period. Almost 75% of them, 41 victims, were victims of violent crimes, and 25 of them were killed.

Victims of mines and unexploded remnants of war totalled 44, of whom 15 were killed and 29 injured. 12 boys and girls were among the victims of mines and unexploded remnants of war.

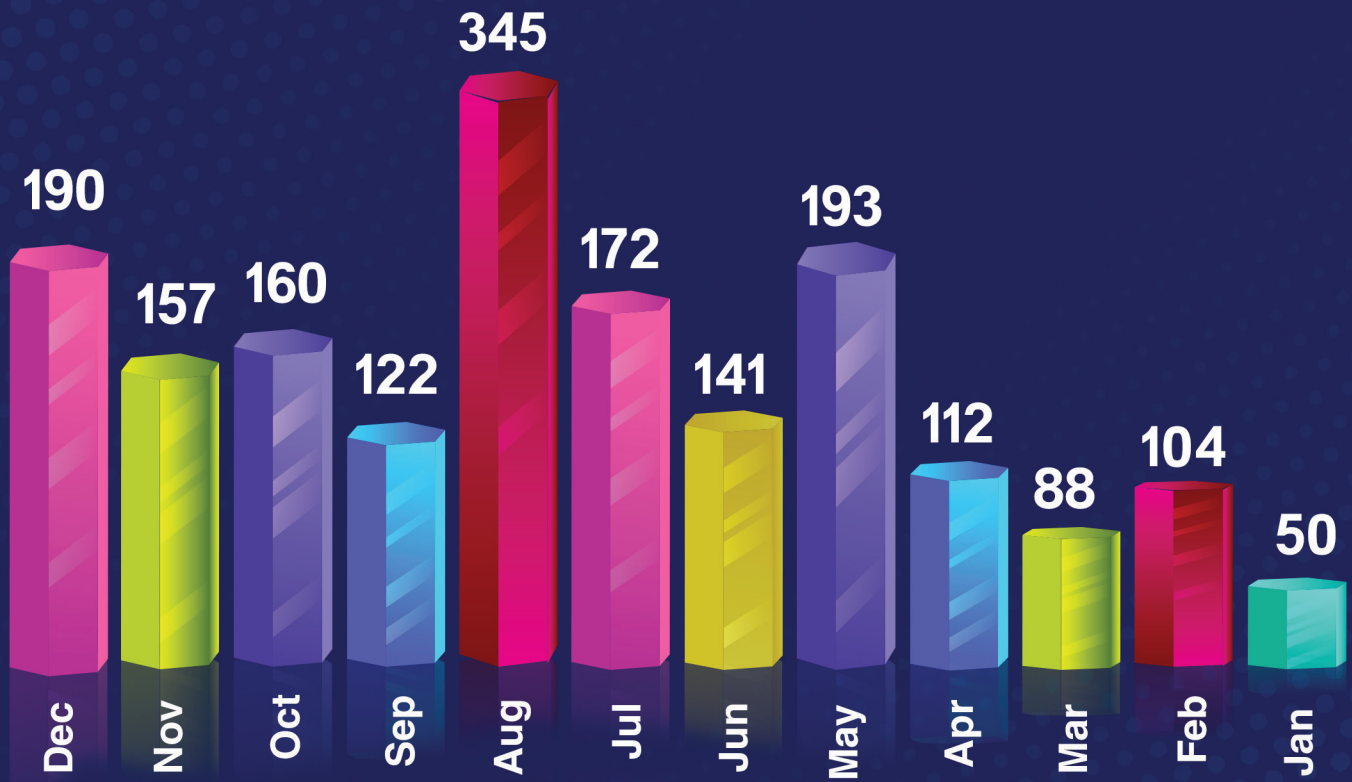
Most of the victims, 89% of the total, were victims of crimes that occurred in 16 cities and towns of Libya, while the rest were distributed among 27 cities and towns. The city of Benghazi, the most violent geographically in terms of the number of victims, 370 victims documented there, which represented (20%) of the total victims, followed by the city of Tripoli with 299 victims (16%) of the total victims in 2020, then the city of Tarhuna with 176 victims.

⁵ The increase in enforced disappearance of women since the beginning of 2019 is concerning, see the report by Human Rights Solidarity: "For the first time, in Two Decades, we have documented the enforced disappearance of women in Libya", August 30, 2019. A report released on the International Day of the Victims of Enforced Disappearances. In 2019, HRS documented the crimes of enforced disappearance of 13 women, including Dr. Siham Sergewa, a member of Parliament from Benghazi, who was kidnapped from her home at dawn on July 17, Mrs. Magbula el-Hasi kidnapped from her home in Benghazi on 14th October 2019. Also, in Benghazi, five women, Sudanese nationals, were abducted on several incident in October 2019. The bodies of two of them were discovered on two deserted locations in Benghazi, and both bodies bore signs of torture and had bullet wounds. The fate of the remaining Sudanese, nurses, remains unknown, nor were there any news of investigations into these kidnappings and killings. In addition, 5 women were also forcibly disappeared in Derna in 2019.

REPORT

Number of Victims of Abductions and Assassinations (Jan - Dec) 2020

Month	Count	%
Jan	50	3
Feb	104	6
Mar	88	5
Apr	112	6
May	193	11
Jun	141	8
Jul	172	9
Aug	345	19
Sep	122	7
Oct	160	9
Nov	157	9
Dec	190	10
Total	1834	



Number of Victims of Abductions
and Assassinations (Jan - Dec) 2020

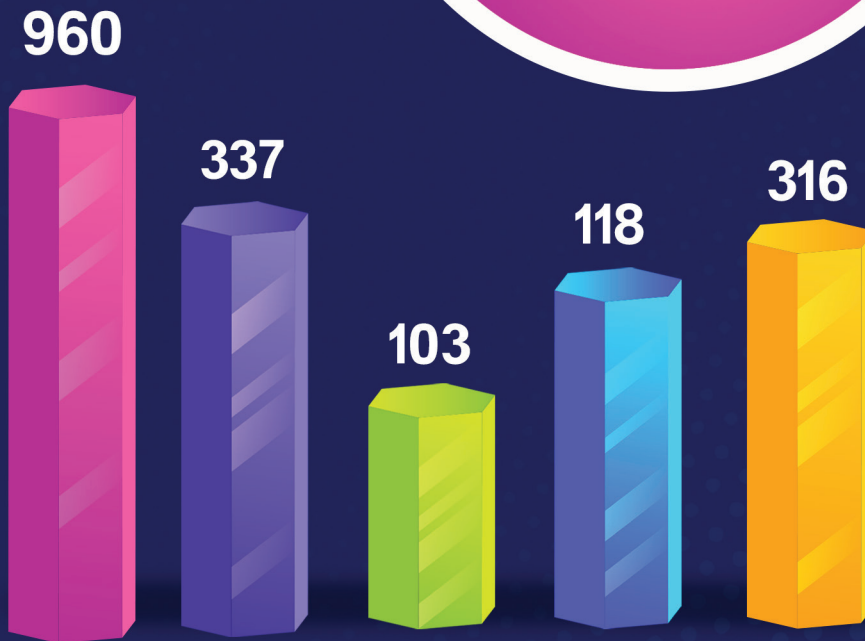
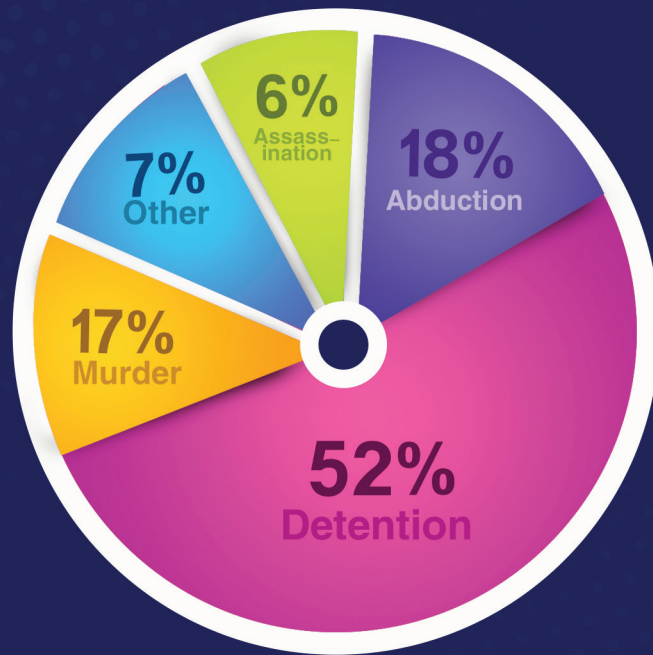


REPORT

Types of Crimes of Abductions and Assassinations (Jan - Dec) 2020

Types	Count	%
Assassination	103	6
Abduction	337	18
Detention	960	52
Murder	316	17
Other*	118	7
Total	1834	

Other: explosion, random shooting, armed assault,



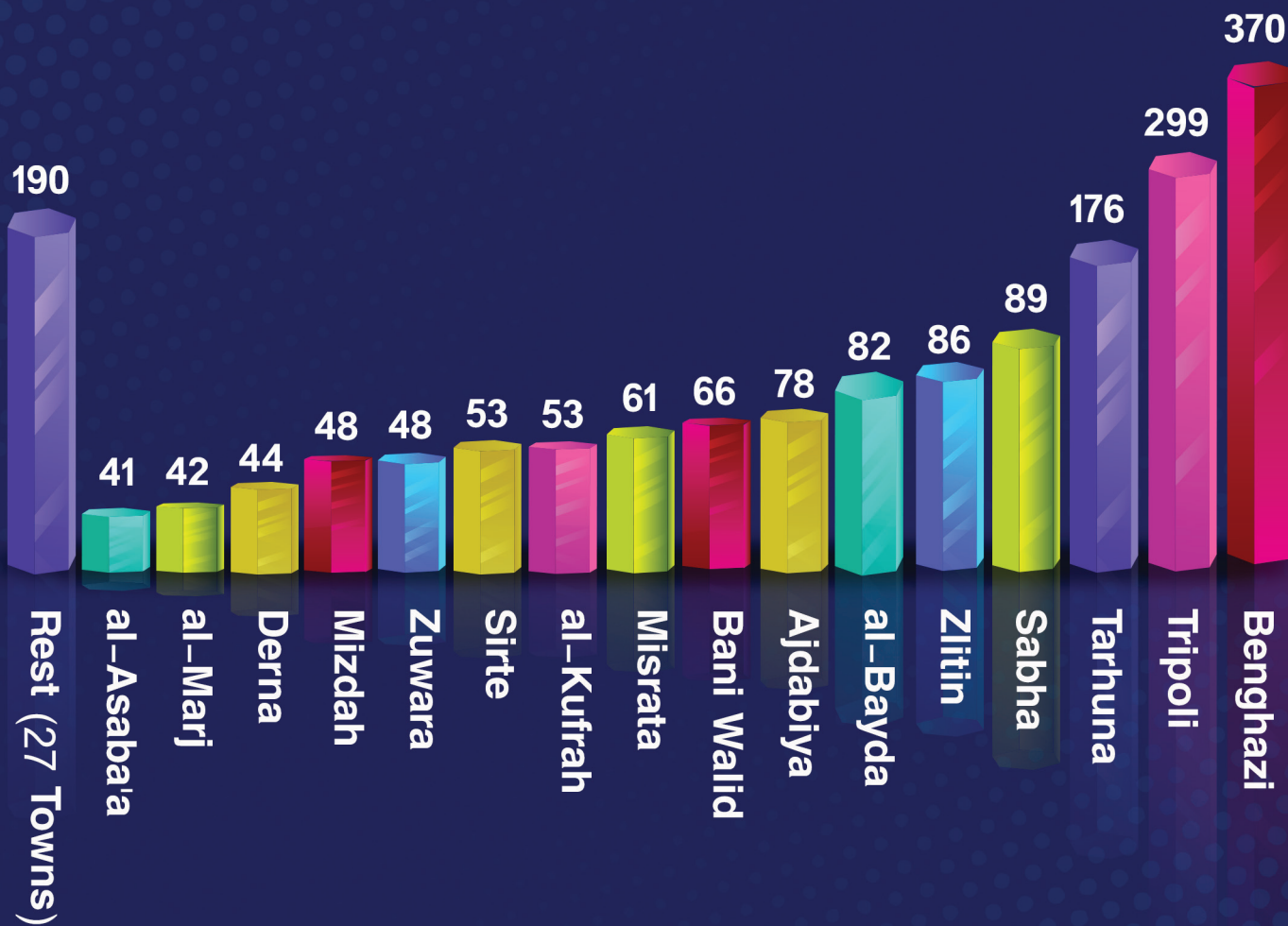
Types of Crimes of Abductions
and Assassinations (Jan - Dec) 2020



REPORT

Cities and Regions (40 or more victims) (Jan - Dec) 2020

City / Region	Count	%		
Benghazi	370	20		
Tripoli	299	16		
Tarhuna	176	10		
Sabha	89	5		
Zlitin	86	5		
al-Bayda	82	4		
Ajdabiya	78	4		
Bani Walid	66	4		
Misrata	61	3		
al-Kufrah	53	3		
Sirte	53	3		
Zuwara	48	3		
Mizdah	48	3		
Derna	44	2		
al-Marj	42	2		
al-Asaba'a	41	2		
Rest (27 Towns)	198	11		
Total	1834	100%	1636	89%

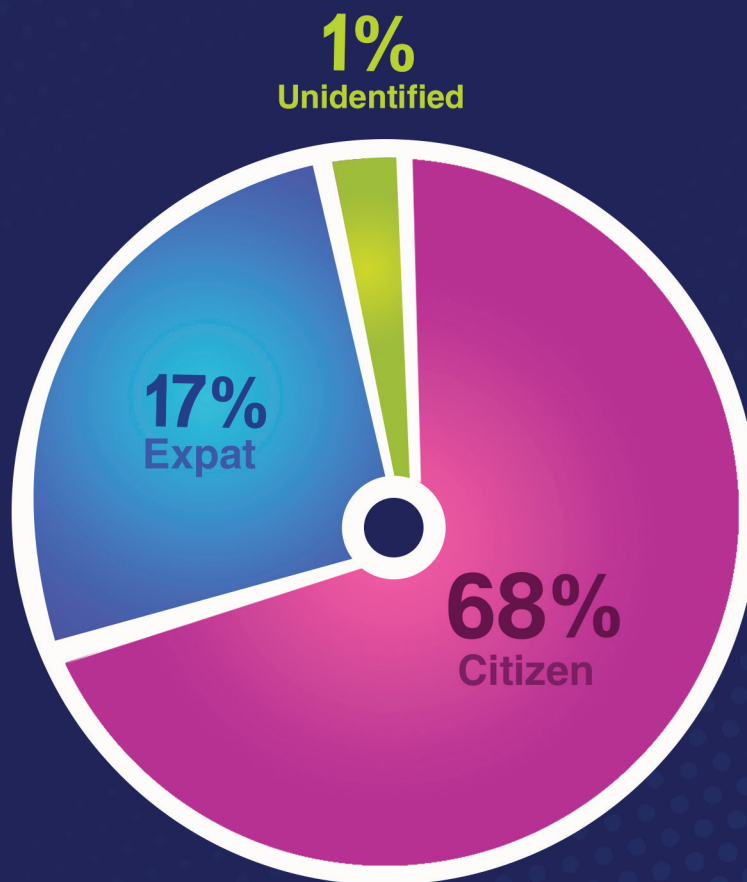
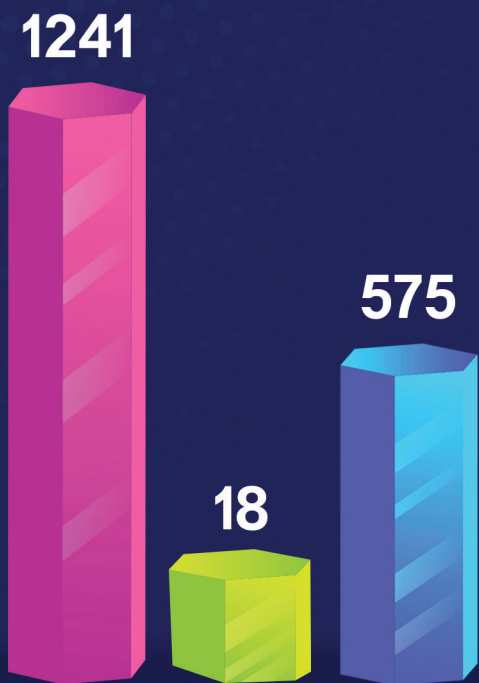


Cities and Regions (40 or more victims)
(Jan - Dec) 2020

REPORT

Nationality of Victims of Abductions and Assassinations (Jan - Dec) 2020

Nationality	Count	%
Citizen	1241	68
Expat	575	31
Unidentified	18	1
Total	1834	



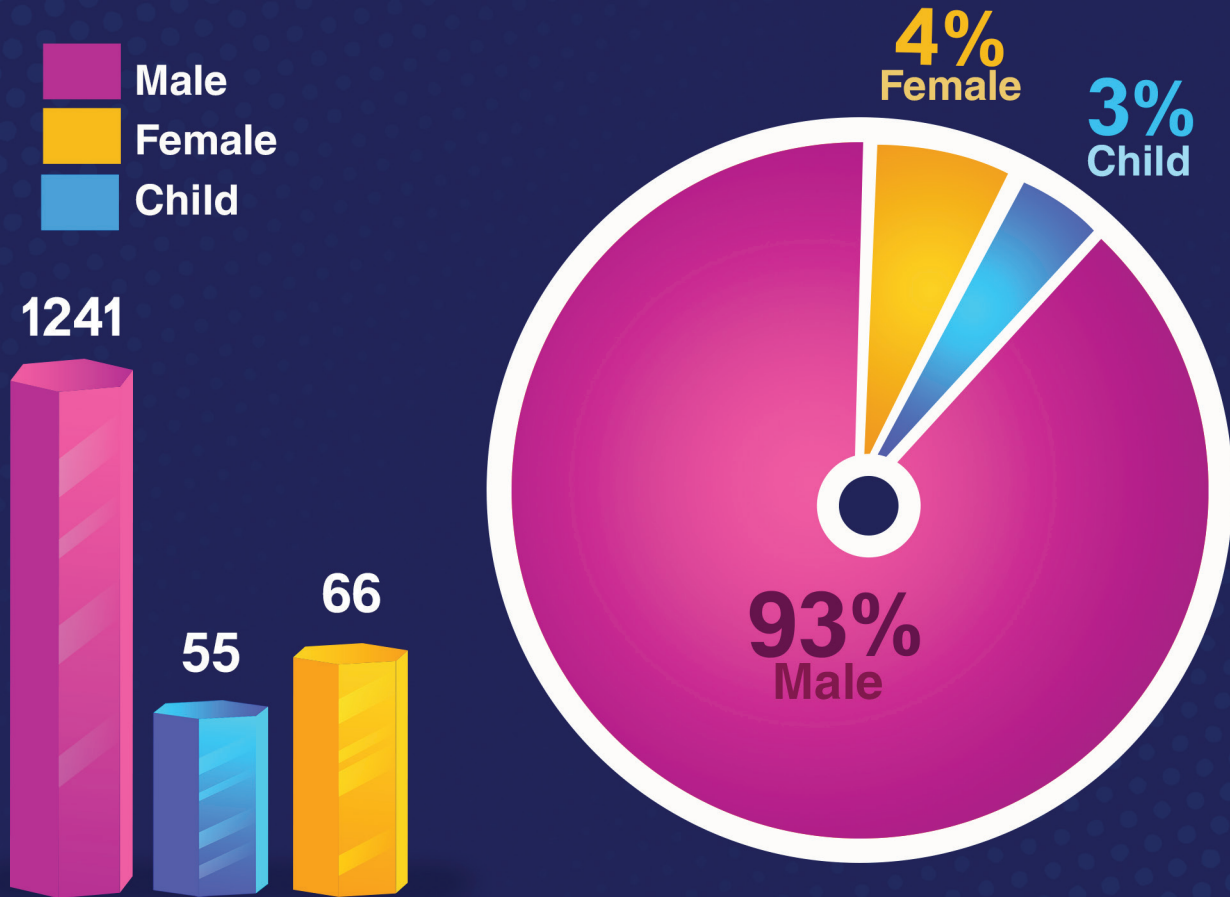
Nationality of Victims of Abductions
and Assassinations (Jan - Dec) 2020



REPORT

Gender of Victims of Abductions and Assassinations (Jan - Dec) 2020

Gender	Count	%
Female	66	4
Male	1713	93
Child	55	3
Total	1834	



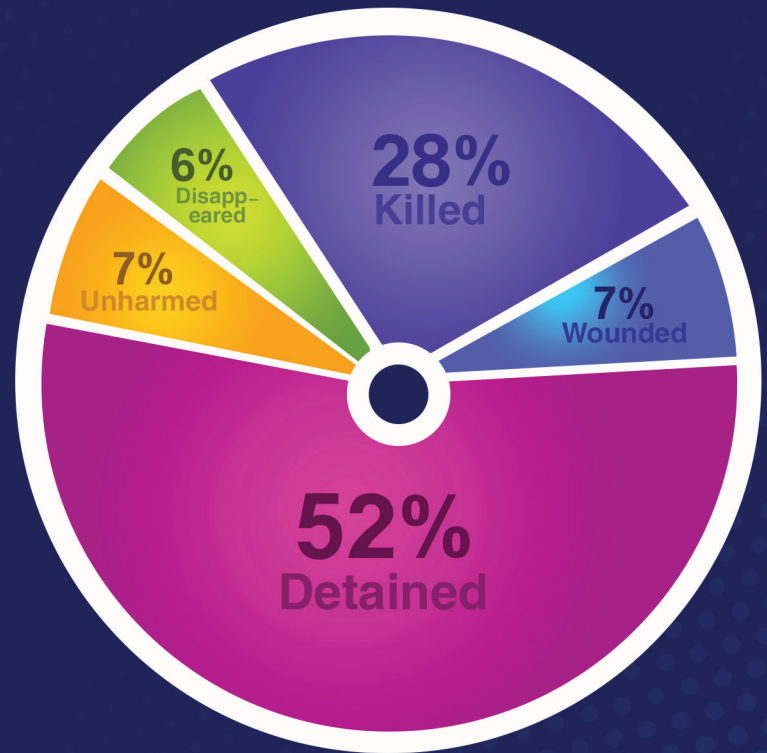
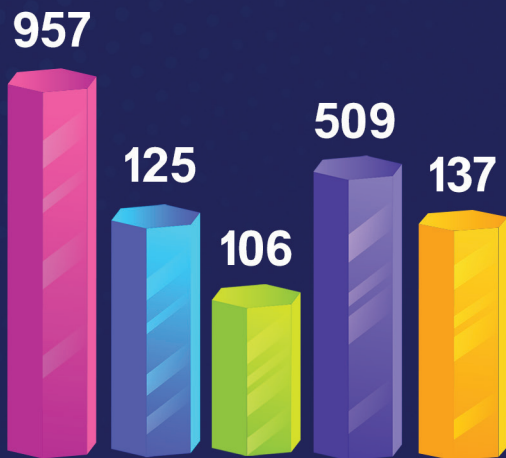
Gender of Victims of Abductions
and Assassinations (Jan - Dec) 2020



REPORT

Fate of Victims of Abductions and Assassinations (Jan - Dec) 2020

Gender	Count	%
Disappeared	106	6
Killed	509	28
Wounded	125	7
Detained	957	52
Unharmed	137	7
Total	1834	



Fate of Victims of Abductions and Assassinations (Jan - Dec) 2020

HUMAN RIGHTS
SOLIDARITY
منظمة التضامن لحقوق الانسان
i n s t i t u t i o n a l

Libya Tripoli Office, P.O. Box : 3139, General Post Office, Algiers Square
Switzerland Geneva Office, c/o, Rue des Savoises 15, 1205 Genève

+41 22 550 81 23 +41 76 234 57 78 +41 22 593 14 77
www.hrsly.org hrsolidarity@twitter Info@hrsly.org

منظمة التضامن لحقوق الإنسان مسجلة كمنظمة محلية غير حكومية في ليبيا تحت رقم قيد 589 - 01 - 20160327

