

REPORT

Casualties of Armed Clashes in Libya, 2020

During the reporting period, a total of 2'028 casualties, including dead, wounded and prisoners, were reported as a result of armed clashes in various areas and cities of Libya. 62% of the victims were combatants, 1'257 casualties, while the civilian casualties were 771, including 90 children.

1'376 persons were killed (68% of the total), and 489 persons were injured (24%), while the rest, 163 persons were abducted or captured by the warring parties.

Since the retreat of the armed militias loyal to Haftar from the vicinity of Tripoli and Tarhuna area last June, the number of victims of armed clashes in Libya has decreased dramatically, only 46 victims of armed clashes were documented in the second half of 2020, so 98% of the victims in 2020 were the result of armed clashes that took place during the first half of the year.

Compared with previous years, the number of victims of armed clashes in 2020 is the lowest since January 2017, since the Human Rights Solidarity (HRS) started monitoring victims of armed confrontations in Libya.

REPORT

April was the most violent with 668 casualties, accounting for 33% of all casualties of 2020. 70% of April's casualties were killed, 468 casualties, caused mainly by the serious escalation of armed confrontations in the cities of Tripoli and Sirte.

Geographically, incidents were spread across the various regions of Libya; Tripoli reported about 47% of the total number of casualties of armed clashes, 951 casualties, among them 534 civilians including 40 women and 66 children, due to armed clashes between forces loyal to Haftar and the forces loyal to the Government of National Accord (GNA); followed by Sirte with 479 casualties (24% of all casualties), caused by the armed clashes in the region between forces loyal to Haftar and the forces of GNA.

Through monitoring, we note that the number of civilian casualties in 2020 is 771 casualties, including 90 children, approximately 70% of the civilian casualties were the result of shelling of militias loyal to Haftar on the city of Tripoli and its environs.

Human Rights Solidarity

Tripoli - Libya

21.02.2021

REPORT

Casualties of Armed Clashes in Libya, 2017 - 2020

Year	Total	Combatants	Civilians	Children
2017	4,068	3,507	561	61
2018	3,719	2,947	772	49
2019	8,131	6,960	1,171	65
2020	2,028	1,257	771	90
Total	17,946	14,671	3,275	265

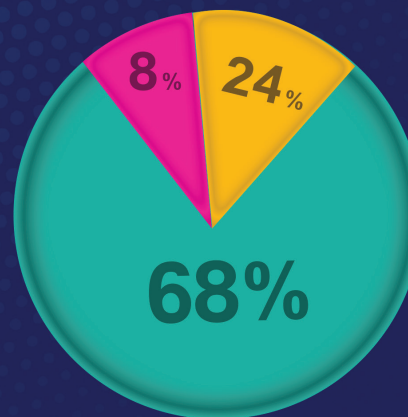


Casualties of Armed Clashes in Libya, 2017 - 2020

REPORT

Monthly number of casualties, 2020

Month	Total	Killed	Wounded	Detained	%
Jan	214	130	49	35	11
Feb	80	45	35	-	4
Mar	305	222	51	52	15
Apr	668	468	132	68	33
May	234	114	110	10	12
Jun	481	374	89	18	24
Jul	-	-	-	-	0
Aug	-	-	-	-	0
Sep	10	10	-	-	1
Oct	-	-	-	-	0
Nov	3	2	1	-	0
Dec	27	5	22	22	1
Total	2,028	1,376	489	163	
%	100	68	24	8	



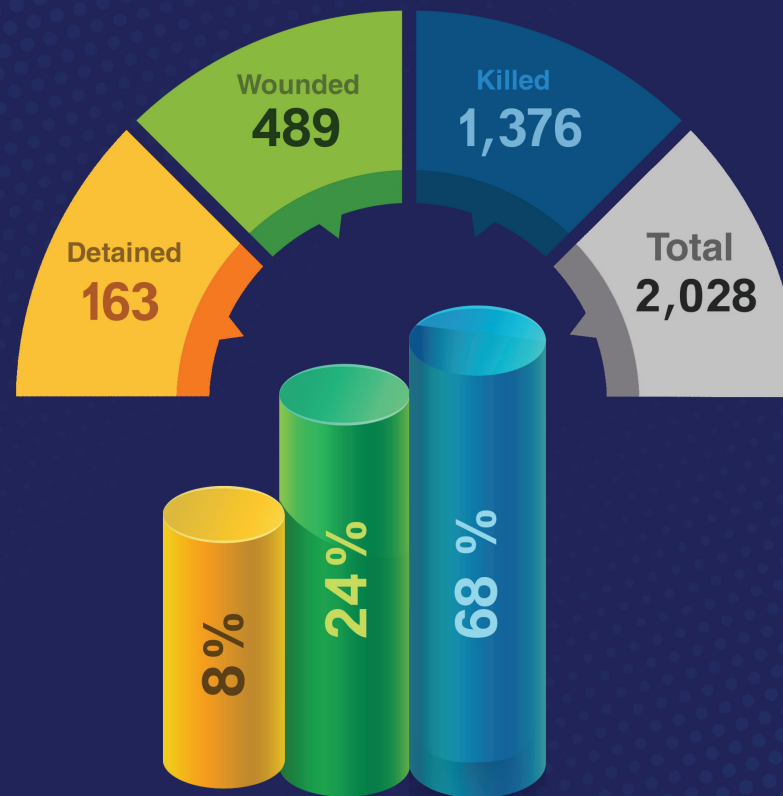
Killed ■
Wounded ■
Detained ■



REPORT

Casualties of Armed Clashes, 2020

Killed	Wounded	Detained	Total
1,376	489	163	2,028
68	24	8	%

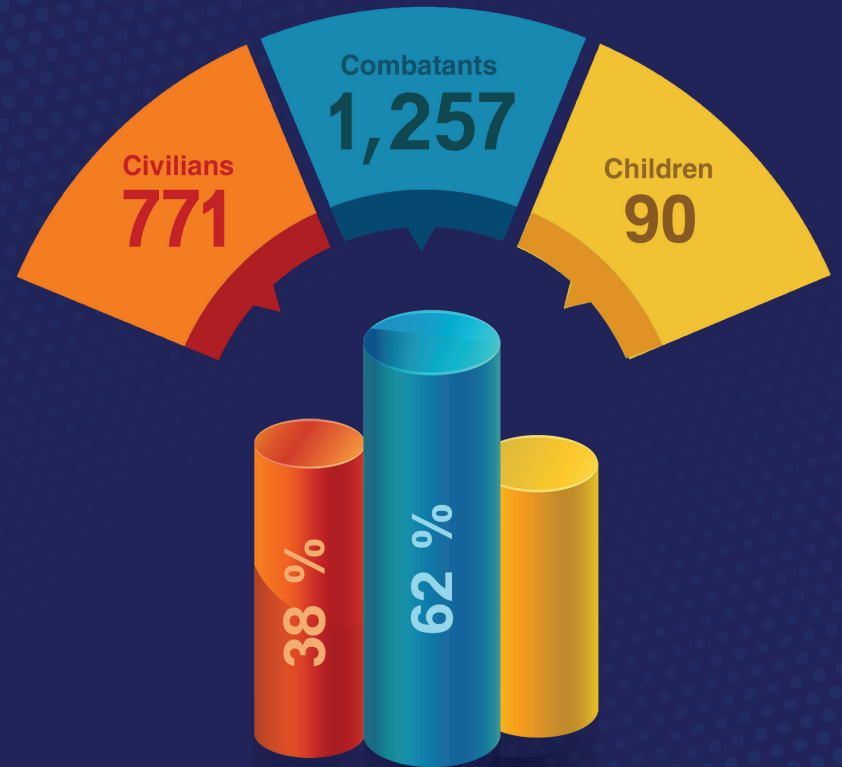


Casualties of Armed Clashes, 2020

REPORT

Categories of Casualties, 2020

Total number of Casualties	Combatants	Civilians	Children
2,028	1,257	771	90
%	62	38	



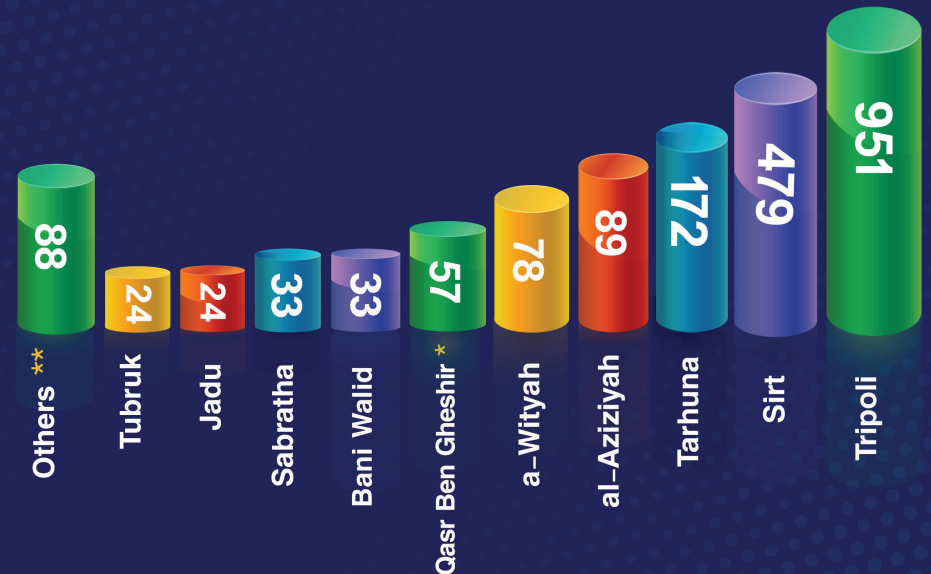
Categories of Casualties, 2020

Cities and Regions with the highest number of Casualties, 2020

Location	Total number of Casualties	%
Tripoli	951	47
Sirt	479	24
Tarhuna	172	8
al-Aziziyah	89	4
a-Wityah	78	4
Qasr Ben Gheshir*	57	3
Bani Walid	33	2
Sabratha	33	2
Jadu	24	1
Tubruk	24	1
Others**	88	4

96 %

Cities and Regions with the highest number of Casualties, 2020



* Includes: Qasr Ben Gheshir, Souq al-Khamees, Sidi al Saieh & Esbeia'a

** Includes: Mizdah (22), Sabha (18), Surman (14), al-Asabe'a (12), Gheryan (12), al-Garhabouli (6), al-Kufrah (2) and Ubari (2)

REPORT

Civilian Casualties of Armed Clashes by Locations, 2020

Location	Men	Women	Children	Total	%
Tripoli	428	40	66	534	69
Thua	111	0	0	111	14
Sirte	37	7	13	57	7
al_Aziziyah	23	1	3	27	4
Qasr Ben Gheshi	19	3	4	26	3
Mizdah	5	0	0	5	1
al_Garhabouli	4	0	0	4	1
Sabha	1	0	3	4	1
Ubari	0	1	1	2	0
Bani Walid	1	0	0	1	0
Total	629	52	90	771	

REPORT

Monthly Civilian Casualties of Armed Clashes, 2020

Month	Men	Women	Children	Total	%
Jan	85	8	19	112	15
Feb	42	4	5	51	7
Mar	48	6	19	73	9
Apr	84	9	15	108	14
May	126	13	9	148	19
Jun	243	11	19	273	35
Jul	0	0	0	0	0
Aug	0	0	0	0	0
Sep	0	0	0	0	0
Oct	0	0	0	0	0
Nov	1	1	1	3	0
Dec	0	0	3	3	0
Total	629	52	90	771	

REPORT

Monthly Combatants Casualties of Armed Clashes, 2020

Month	Killed	Wounded	Detained	Total	%
Jan	61	6	35	102	8
Feb	28	1	0	29	2
Mar	199	1	32	232	18
Apr	436	56	68	560	45
May	65	11	10	86	7
Jun	190	0	18	208	17
Jul	0	0	0	0	0
Aug	0	0	0	0	0
Sep	16	0	0	16	1
Oct	0	0	0	0	0
Nov	0	0	0	3	0
Dec	4	20	0	24	2
Total	999	95	163	1,257	

Libya Tripoli Office, P.O. Box : 3139, General Post Office, Algiers Square
Switzerland Geneva Office, c/o, Rue des Savoises 15, 1205 Genève

+41 22 550 81 23 +41 76 234 57 78 +41 22 593 14 77
www.hrsly.org hrsolidarity@twitter Info@hrsly.org

منظمة التضامن لحقوق الإنسان مسجلة كمنظمة محلية غير حكومية في ليبيا تحت رقم قيد 20160327 - 01 - 589

